

Word Work Task Cards

By Mrs. MaBe

<http://mrsmfirstgrade.blogspot.com/>

Clipart courtesy of KPM Doodles + Scrappin Doodles

How to use them...

After printing, laminating, and cutting out all my cards, I hole punched each one so that they could be held together with a ring. I plan to spend a lot of time frontloading at the beginning of the year on how to use the cards. Introduce one task card to students and thoroughly model and go over what your expectations are. As in every classroom, we have to differentiate to meet the needs of all our students. For each of my reading groups, I plan to have a ring with the cards I would like them to choose from. I will print multiple copies of some task cards, so they can be used in multiple groups. My task cards will be displayed in our word work center, along with any necessary materials my firsties would need to complete the activity.

abcdef

123


I can make my words
with Wikki Sticks.

I can play spelling
BOGGLE and
make new words.

I can play Roll-A-
Word and decide if it is
real or nonsense.



I can roll and graph
my words.



I can rainbow write
my words.

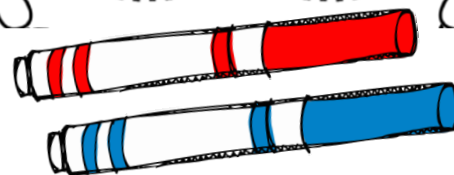


I can make my words
with magnets.



your

I can stamp my
words.



I can write the words
with blue consonants
and red vowels.

cake

I can write my words
in an AB pattern.

cakes

I can write my
words in an ABC
pattern.

sat

rat

chat

cat

flat

bat

mat

I can write my words
and make up rhyming
words.



I can practice my words
on a white board.




I can make my words
with play-doh.

c
ca
cak

I can write my words
like a pyramid.



I can make a spelling
chain with my words.



I can hide my words
in a picture.



I can put my words
in ABC order.



I can write a story
with my words.



I can write sentences
with my words.



I can play Scrabble
add-it-up with my
words.



I can be a word
detective and look in
books.



I can write my words
in the sand.




I can play
slap-a-word with a
partner.




I can make a word
search with my
words.




I can practice with my
blending board and write
the words I make.



I can play smack-a-
bug with my words.



I can play Parking Lot
with my words.



I can play Crocodile
Syllable Chomp with my
words.



I can write tongue
twisters with my
words.

The big crab



made a cake.



I can write silly sentences
and illustrate.



I can play a game in
the basket.



I can practice spelling
my words with a
whisper phone.



I can read the word
wall words with a
pointer.



I can spell with a
partner.



How many
syllables?

I can sort my words
by syllables.

yellow

I can write my words
fancy shmancy.




I can spell my words
on a Magna Doodle.




I can write riddles
for my words.



I can play shake a word
and record the words I
find.



I can play make-a-word
and try to find the
mystery word.



I can make rocket
words.







I can Speed Read my
word list.






I can make a pizza
with my words.

I can feed Monster
Muncher
_____ words.




graph a word

Directions: Roll the dice. Write the word in the column and color.


[illegible]

BOGGLE

Directions: Fill in the letters on your Boggle board. Make as many words as you can and record below.



Rainbow words



Directions: Write your words. Trace over each word in three different colors.

1

2

3

4

5

6

7

8

9

10

spell, stamp, decorate


spell

stamp

decorate

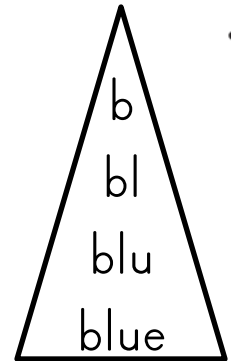


Directions: Write your words at the top of each column. Write as many rhyming words as you can think of.



pyramid pile up

Directions: Build a pyramid by writing one letter of your word on each line. Draw a triangle around each word when complete.



hidden words

Directions: Draw a picture. Inside the picture, write your words. Have a partner find and read your words.

Abc order

Directions: Sort your words in alphabetical order. Record words below in your best handwriting.

1

2

3

4

5

6

7

8

9

10

story time...

spelling sentences

1

2

3

4

5

spelling sentences

6

7

8

9

10

scrabble

Directions: Use Scrabble tiles to spell your words. Record words below with numbers. Add up each word and record the total.




[illegible]

my word search

Directions: Use your words to create a word search for a partner to find.

crocodile syllable chomp

Directions: Help the crocodile sort the words. Chomp (clap) out each word and record below to show how many chomps the alligator makes.



Tongue Twisters

Directions: Choose 4 words to use in a tongue twister. Illustrate.

1

2

3

4

silly-willy sentences

Directions: Use your words to create a super silly-willy sentence in each box.



Fancy Words

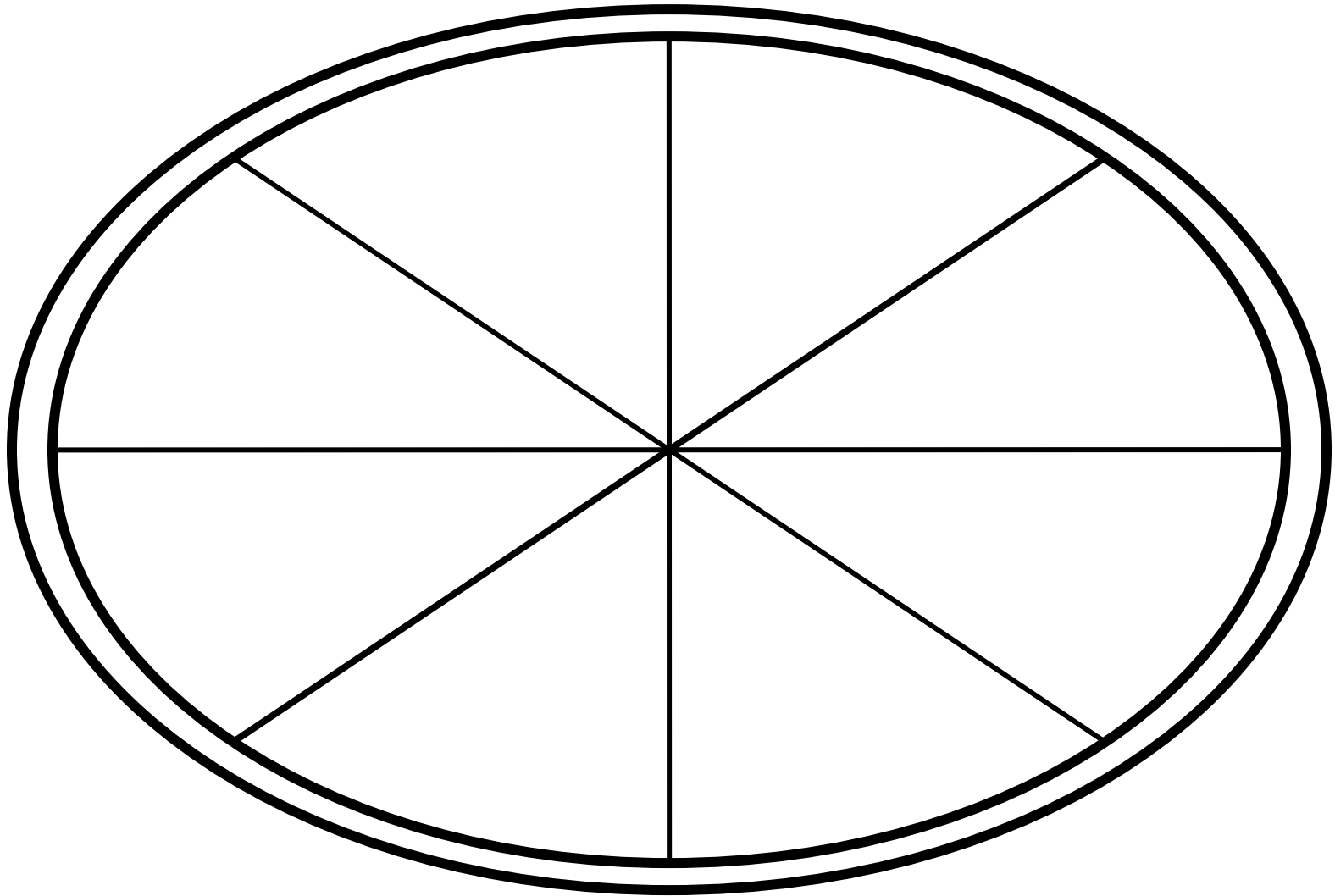
Directions: Draw your words in a fancy design and color.

ROCKET words

Directions: Write one letter on each construction paper tile to build your spelling rocket. Glue below and add a triangle to the top. Blast off!

mama mia...pizza words

Directions: Create a yummy pizza with your words. Add pepperonis, mushrooms, and peppers with your words written inside them. Color.



Riddle me this...

Directions: Write riddles for a friend to try to figure out with your words.



Feeding monster muncher

Directions: Feed the Monster Muncher _____ words. Record below the words he did eat and did not eat.

yummy
monster words



yucky
monster words

